



Quick Change Tool Post & Holders-40

Positioning European Style



NEW



European Style

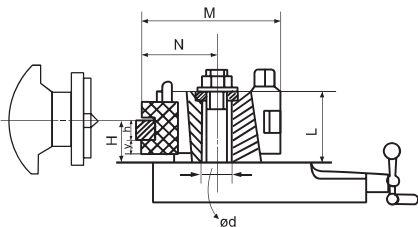
Tool post and tool holders are precisely grounded with 40 tool-bit positions. Easy to operate and can be fitted with many different tool-holders. Locking and loosening of any tool-holders are performed by a simple eccentric clamping. The simplicity and fast tool changing increases the lathe turning production. A height adjustment for tool bits is controlled by a knurled head-screw, without the need for packing plates or shims. This style is interchangeable with Hasse.

Complete set includes:

- 1 Pieces Tool post
- 3 pieces Turning & Facing Holder-"D"
- 1 piece Boring Bar Holder-"B"

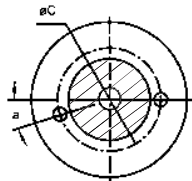
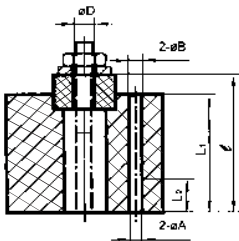
ORDER NO.	5-PIECE SETS EACH SET INCLUDES (5 pcs/set)	G.W. kgs	CODE NO.
VTP-V-A0	1 x tool post F40-0(A0), 2 x F40-010(A0D12x50) and 1 x F40-020(A0B12x50) and 1 x F40-040(A0A2.7x10x50)	1.5	5006-955A
VTP-V-A1	1 x tool post F40-1(A1), 2 x F40-111(A1D16x75) and 1 x F40-140(A1A2.7x10x75) and 1 x F40-121(A1B16x80)	4.0	5006-956A
VTP-V-E5	1 x tool post F40-2(B5), 2 x F40-211(E5D20x100) and 1 x F40-220(E5B30x100) and 1 x F40-240(E5A2.7x10x100)	8.0	5006-957A
VTP-B2	1 x tool post F40-3(B2), 3 x F40-311(B2D25x120) and 1 x F40-320(B2B32x130)	12.3	5006-958
VTP-C3	1 x tool post F40-4(C3), 3 x F40-411(C3D32x150) and 1 x F40-422(C3B40x160)	24.3	5006-959

Set Style For Lathe



ORDER NO.	VTP-F40-0		VTP-F40-1		VTP-F40-2		VTP-F40-3		VTP-F40-4	
	D12	D16 D20	D20 D25	D25 D32	D32 D40	D45				
Driving Power (kw)	1.2	2	4.5	7	13					
Lathe Swing (mm)	120-220	150-300	200-400	300-500	400-700					
H min. (mm)	18.5	25.5 29.5	32 37	38 46	47.5 55.5 61					
H max. (mm)	26.5	36.5 40.5	49 52	58 57	87.5 91.5 91					
y (mm)	6.5	9.5	12	13 14	15.5 15.5 16					
h (mm)	12	16 20	20 25	25 32	32 40 45					
M (mm)	6.8	104	132	150	192 201 202					
L (mm)	37	55	68	76	107					
N (mm)	34	52	66	73	93 102 103					
ød (mm)	13	20	20	32	40					

40 Position Tool Post Body



ORDER NO.	ØD	L2	L1	ℓ	ØA	ØB	ØC	α
VTP-F40-0	6	-	30	37	-	-	-	-
VTP-F40-1	10	12	45	55.3	5.6	6.8	42	18°
VTP-F40-2	10	14	57	67.3	5.6	6.8	49	15°
VTP-F40-3	14	20	65	75	6.9	9	64	30°
VTP-F40-4	24.5	10	95	107	9.5	11	88	18°

40 Position Tool Post



ORDER NO.	Lathe swing (mm)	For Style NO.	Height of cutting edge range (mm)	CODE NO.
VTP-F40-0	120-220	VTP-A0	D12/18.5~26.5	5006-930
VTP-F40-1	150-300	VTP-A1	D16/25.5~36.5 or D20/29.5~40.5	5006-931
VTP-F40-2	200-400	VTP-E5	D20/32~49 or D25/37~52	5006-932
VTP-F40-3	300-500	VTP-B2	D25/38~58 or D32/46~57	5006-933
VTP-F40-4	400-700	VTP-C3	D32/47.5~87.5 or D40/55.5~91.5 or D45/61~91	5006-934




Quick Change Tool Post & Holders-40

Positioning European Style



NEW



Turning & Facing Holder

ORDER NO.	Series NO.	Max. Height (mm)	Max. Length (mm)	CODE NO.
VTP-F40-010	A0D	12	50	5006-935
VTP-F40-111	A1D	16	75	5006-936
VTP-F40-112	A1D	16	80	5006-937
VTP-F40-113	A1D	16	90	5006-938
VTP-F40-114	A1D	20	75	5006-939
VTP-F40-110	A1D	20	80	5006-940
VTP-F40-115	A1D	20	90	5006-941
VTP-F40-211	E5D	20	100	5006-942
VTP-F40-212	E5D	25	100	5006-943
VTP-F40-311	B2D	25	120	5006-944
VTP-F40-312	B2D	25	140	5006-945
VTP-F40-313	B2D	32	120	5006-946
VTP-F40-314	B2D	32	140	5006-947
VTP-F40-411	C3D	32	150	5006-948
VTP-F40-412	C3D	32	170	5006-949
VTP-F40-413	C3D	40	150	5006-950
VTP-F40-414	C3D	40	170	5006-951
VTP-F40-415	C3D	45	170	5006-952

Boring Bar Holder

ORDER NO.	Series NO.	Max. Dia (mm)	Length (mm)	CODE NO.
VTP-F40-020	A0B	12	50	5006-960
VTP-F40-121	A1B	16	80	5006-961
VTP-F40-120	A1B	18	80	5006-962
VTP-F40-122	A1B	20	90	5006-963
VTP-F40-220	E5B	30	100	5006-964
VTP-F40-320	B2B	32	130	5006-965
VTP-F40-421	C3B	32	160	5006-966
VTP-F40-422	C3B	40	160	5006-967

Drilling & Boring Bar Holder

ORDER NO.	Series NO.	Max. Dia (mm)	Length (mm)	CODE NO.
VTP-F40-030	A0S	15	50	5006-968
VTP-F40-130	A1S	30	80	5006-969
VTP-F40-131	A1S	20	90	5006-970
VTP-F40-231	E5S	30	100	5006-971
VTP-F40-232	E5S	40	100	5006-972
VTP-F40-330	B2S	40	120	5006-973
VTP-F40-431	C3S	40	150	5006-974
VTP-F40-432	C3S	50	150	5006-975

Cut-Off Tool Holder

ORDER NO.	Series NO.	Blade- TxW	Length (mm)	CODE NO.
VTP-F40-040	A0A	2.7 x 10	50	5006-976
VTP-F40-140	A1A	2.7 x 10	75	5006-977
VTP-F40-240	E5A	2.7 x 10	100	5006-978
VTP-F40-340	B2A	4 x 16	120	5006-979
VTP-F40-440	C3A	5 x 18.5	150	5006-980

Morse Taper Bushing

ORDER NO.	Series NO.	Diameter (mm)	Length (mm)	Morse Taper	CODE NO.
VTP-F40-151	A1L	30	80	NO.1	5006-981
VTP-F40-152	A1L	30	90	NO.2	5006-982
VTP-F40-251	E5L	30	96	NO.2	5006-983
VTP-F40-252	E5L	40	114	NO.3	5006-984
VTP-F40-350	E5L	40	120	NO.2	5006-985
VTP-F40-351	E5L	40	120	NO.3	5006-986
VTP-F40-451	C3L	40	140	NO.3	5006-987
VTP-F40-452	C3L	40	150	NO.4	5006-988
VTP-F40-453	C3L	50	150	NO.4	5006-989

TOOL POST